


BULLETIN NO. 1

**Roof Leaks and Structural Repairs at Cal 1-3 Sunnydale Development
San Francisco, California, 94134**

Solicitation # 18-050-Rfq-0014 (Package A)

Date: 11/02/2018

SUBJECT: Inspection of trusses and any work resulting from said inspection at 19 Brookdale		Copy To: Simon Chu Senior Project Manager Housing Development, Modernization & Maintenance Department San Francisco Housing Authority 415-715-3266	No. 1
REASON: Visual inspection of trusses is not possible since there is no ceiling access for this unit. Delete indicated work for 19 Brookdale from the Scope.		ISSUED BY: TECTONICS  <hr/> Michael J. Ross, S.E.	
INITIATOR: <ul style="list-style-type: none"> • Tectonics 			
Item No.	Subject	Location and Description of Clarification	
1.	Package A Sheets G1.0, G2.1, S2.1	Remove references to 19 Brookdale Avenue from drawings.	
Attachments		Package A Sheets G1.0, G2.1, S2.1	

END OF BULLETIN NO. 1

SOLICITATION # 18-050-RFQ-0014 (PACKAGE A)

ROOF LEAKS AND STRUCTURAL REPAIRS AT

CAL 1-3 SUNNYDALE DEVELOPMENT

SAN FRANCISCO, CALIFORNIA, 94134

Executive Architect:
TECTONICS
 Architects
 Planners
 Engineers


833 Market St. Ste 502
 San Francisco, CA 94103
 Tel: 415.543.2133

Project Title & Owner:
 ROOF LEAKS &
 STRUCTURAL REPAIRS AT
 CAL 1-3
 SUNNYDALE DEVELOPMENT
 SAN FRANCISCO, CA

PACKAGE A



Seal



Project #	1663
Designed	ACC
Drawn	JAB
Checked	ACC
Scale	AS NOTED

Issue Information

11/02/2018 Bulletin 1
06/22/2018 Permit Set

Sheet Title:
**TITLE SHEET, LEGEND
 and VICINITY MAP**

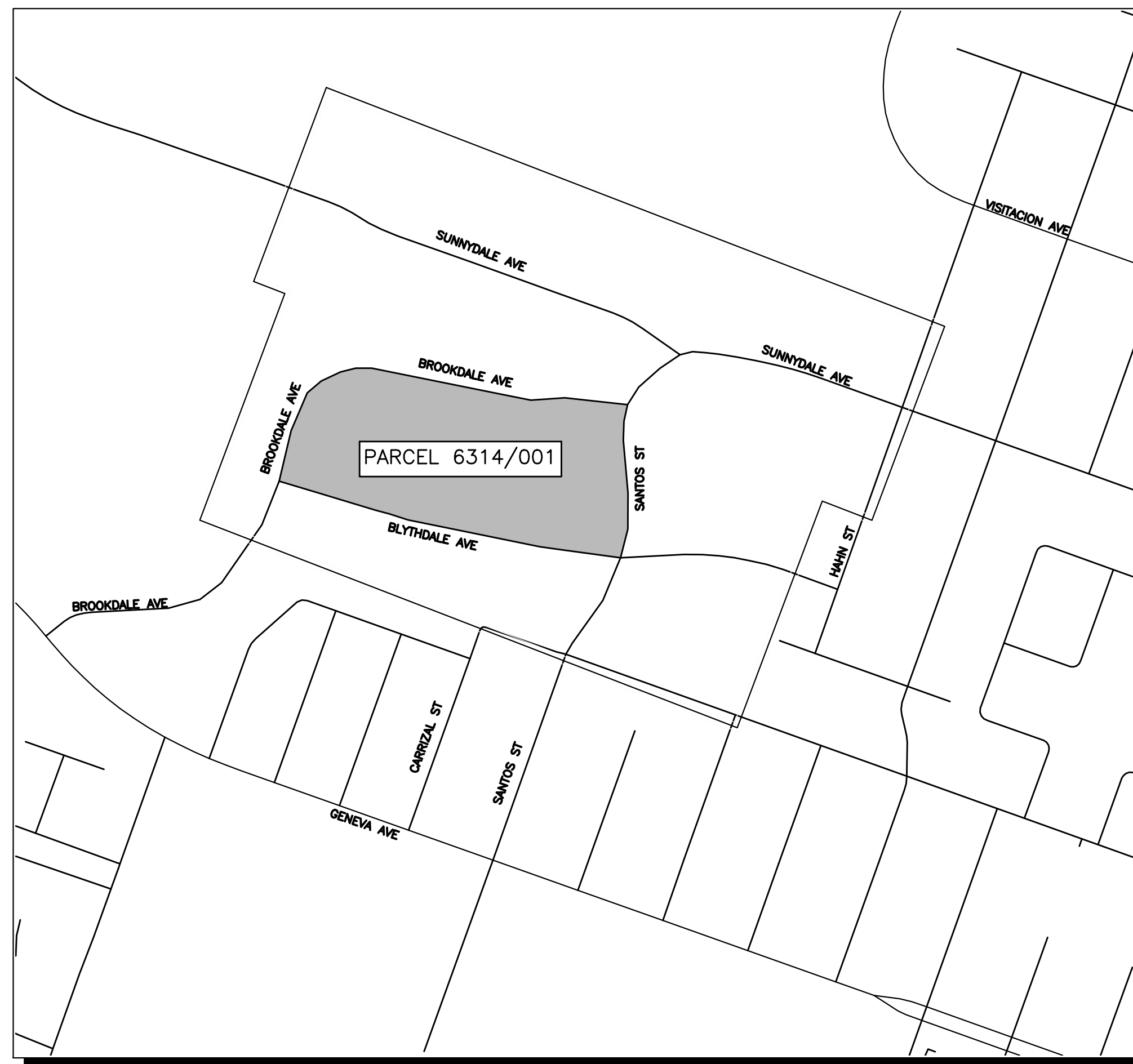
Sheet Number:

G1.0
 PACKAGE A
 1 of 7

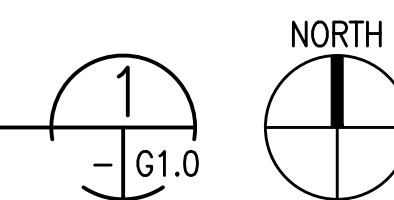
UNIT ADDRESS	FOR PLAN SEE DETAIL No:	SCOPE OF WORK
252 BLYTHDALE AVENUE	4/A2.1, S2.1	ROOF LEAK & ROOF STRUCTURE REPAIR
19 BROOKDALE AVENUE	2/S2.1	ROOF STRUCTURE REPAIR
59 BROOKDALE AVENUE	2/A2.1, 1/S2.1	ROOF LEAK & ROOF STRUCTURE REPAIR
61 BROOKDALE AVENUE	2/A2.1, 1/S2.1	ROOF LEAK & ROOF STRUCTURE REPAIR
147 BROOKDALE AVENUE	2/A2.2, 3/A2.2, 4/S2.1	ROOF LEAK & ROOF STRUCTURE REPAIR
149 BROOKDALE AVENUE	2/A2.2, 3/A2.2, 4/S2.1	ROOF LEAK & ROOF STRUCTURE REPAIR
20 SANTOS STREET	3/A2.1	ROOF LEAK REPAIR

ABBREVIATIONS

&	AND	H	HIGH	RECEP	RECEPTACLE
∠	ANGLE	HB.	HOSE BIBB	REF.	REFER, REFERENCE
@	AT	HDW	HARDWARE	REQ'D	REQUIRED
⊕	CENTERLINE	HGT.	HEIGHT	REQMT	REQUIREMENT
∅	DIAMETER OR ROUND	HM	HOLLOW METAL	R.O.	ROUGH OPENING
#	POUND OR NUMBER OR	HT.	HEIGHT		
℞	SIZE OF REINFORCING BAR	I.D.	INSIDE DIAMETER	SAD	SEE ARCH DRAWINGS
	PLATE	i.e.	THAT IS	SCHED	SCHEDULE
AFF	ABOVE FINISHED FLOOR	IN	INCH(ES)	SCW	SOLID CORE WOOD
ALUM	ALUMINUM	INSUL.	INSULATION	SDS	SELF DRILLING SCREW
ANSI	AMERICAN NATIONAL	INT	INTERIOR	SECT	SECTION
	STANDARDS INSTITUTE	IRT	INTEGRATED RETAIL	SHT	SHEET
APPRO	APPROXIMATE,		TERMINAL	SHTS	SHEETS
X	APPROXIMATELY	JAN.	JANITOR	SIM	SIMILAR
B.O.	BOTTOM OF	JST	JOIST	SMD	SEE MECHANICAL
BD.	BOARD	JT.	JOINT	SMS	DRAWINGS
B.P.	BUILDING PAPER	L	STRUCTURAL STEEL	SPD	SHEET METAL SCREW
BRG.	BEARING	(OR	ANGLE	SPECS	SEE PLUMBING
CCTV	CLOSED-CIRCUIT	∠)		SQ	DRAWINGS
CFCI	TELEVISION CONTRACTOR	LB	POUND	S.S.	SPECIFICATIONS
	FURNISH CONTRACTOR			STIFF	SQUARE
⊕	INSTALL			STL	STAINLESS STEEL
CLG.	CENTERLINE	MATL.	MATERIAL	SYM	STIFFENER
CLR.	CEILING	MAX.	MAXIMUM		STEEL
CMU	CLEAR	MECH	MECHANICAL		SYMMETRICAL OR
COL.	CONCRETE MASONRY	MFGR.	MANUFACTURER		SYMMETRY
COLS.	UNIT	MIN.	MINIMUM	T	TOP
CONC.	COLUMN	MISC	MISCELLANEOUS	T&B	TOP AND BOTTOM
CONT.	COLUMNS	M.O.	MASONRY OPENING	TELE	TELEPHONE
C.O.	CONCRETE	MOD	MODIFIED	THD	THREADED
	CONTINUOUS	M.R.	MOISTURE RESISTANT	THK	THICK
	CONTRACTING OFFICER	MTD	MOUNTED	THRES	THRESHOLD
D.S.	DOWNSPOUT	MTL.	METAL	H	TOP OF
DISP.	DIAMETER	(N)	NEW	T.O.	TYPICAL
DTL.	DISPLAY OR DISPENSER	NO.	NUMBER	TYP	
(E)	EXISTING	N/A	NOT APPLICABLE	U.O.N.	UNLESS OTHERWISE
EA	EACH	N.T.S.	NOT TO SCALE	USPS	NOTED UNITED STATES
EL/EL	ELEVATION	O/	OVER		POSTAL SERVICE
EV	ELECTRIC, ELECTRICAL	O.C.	ON CENTER	VCT	VINYL COMPOSITION
ELEC	EQUAL	O.D.	OUTSIDE DIAMETER	VERT	TILE
EQ	EACH WAY	O.H.	OPPOSITE HAND	V.I.F.	VERTICAL
E.W.	ELECTRICAL WATER	OPNG	OPENING		VERIFY IN FIELD
E.W.C.	COOLER EXPANSION	OPP	OPPOSITE	W	WIDE
EXP	EXTERIOR	P.	PLASTIC LAMINATE	W/	WITH
EXT.		LAM.	PARTITION, PARTIAL	WD	WOOD
F.E.	FIRE EXTINGUISHER	PART.	POSTAGE BOOKLET	WVF	WELDED WIRE FABRIC
FF	FACTORY FINISH	PBSM	STAMP MACHINE		
FIN.	FINISH(ED)		PLYWOOD		
F.O.	FACE OF		PLYWOOD		
FT	FEET		PLYWOOD		
GA.	GAUGE		PLYWOOD		
G.C.	GENERAL CONTRACTOR		PLYWOOD		
GYP.	GYPNUM		PLYWOOD		



SUNNYDALE HOUSING VICINITY MAP
 N.T.S.



Permit Set 06/22/2018

SHEET INDEX

TITLE SHEET AND VICINITY MAP	G1.0
SUNNYDALE SITE PLAN	G2.1
ARCHITECTURAL TYPICAL DETAILS	A1.1
ARCHITECTURAL ROOF PLANS	A2.1
ARCHITECTURAL ROOF PLANS	A2.2
STRUCTURAL NOTES, DETAILS, AND SECTIONS	S1.1
STRUCTURAL ROOF PLANS	S2.1

OWNER

SAN FRANCISCO HOUSING AUTHORITY
 1815 EGBERT AVENUE
 SAN FRANCISCO, CA 94124
 CONTACT: SIMON CHU
 PHONE: (415) 715-3266


PROJECT SCOPE SUMMARY:

THE WORK INCLUDES CONSTRUCTION OF ROOF TRUSS REPLACEMENT AND REPAIRS, REPLACING MISSING ROOF TILES, REPLACING ROOF SHEATHING, AND SELECTIVE DEMOLITION AS REQUIRED TO PERFORM THE REPAIR AND REPLACEMENT WORK.

- REPLACE FRAMING BEHIND PLASTER / GYP BOARD CEILING WHERE DAMAGED BY FIRE AT 19 BROOKDALE AVENUE.
- REPAIR GUTTER AT 20 SANTOS STREET.
- REPAIR ROOF SHEATHING AND REPLACE DAMAGED ROOFING AT 252 BLYTHDALE AVENUE.
- AT 145, 147, 149 AND 151 BROOKDALE AVENUE REMOVE EXISTING FLAT INTERLOCKING ROOFING TILES, RIDGE TILES, AND ACCESSORIES FROM PORTION OF ROOF DAMAGED FROM WIND FALLEN TREE. CAREFULLY PRESERVE WHOLE TILES FOR REUSE ELSEWHERE IN THE PROJECT. REPAIR ROOF SHEATHING AND DAMAGED STRUCTURAL MEMBERS. PROVIDE ASPHALT SHINGLE ROOFING SYSTEM FOR TWO FIFTHS OF ROOF. PROVIDE FLASHED CURB BETWEEN EXISTING INTERLOCKING ROOFING TILE SYSTEM ROOF TO REMAIN AND NEW ASPHALT SHINGLE ROOF. REPLACE ACCESSORIES SUCH AS GUTTER AS NECESSARY.



Seal



Project #	1663
Designed	ACC
Drawn	JAB
Checked	ACC
Scale	AS NOTED

Issue Information

11/02/2018 Bulletin 1	1
06/22/2018 Permit Set	

Sheet Title:
 SUNNYDALE SITE PLAN

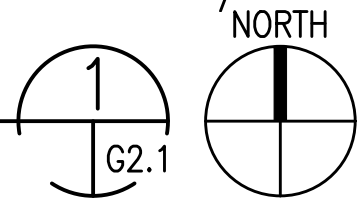
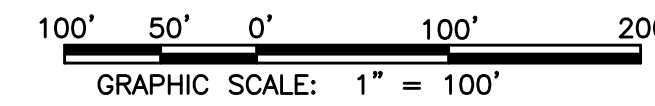
Sheet Number:

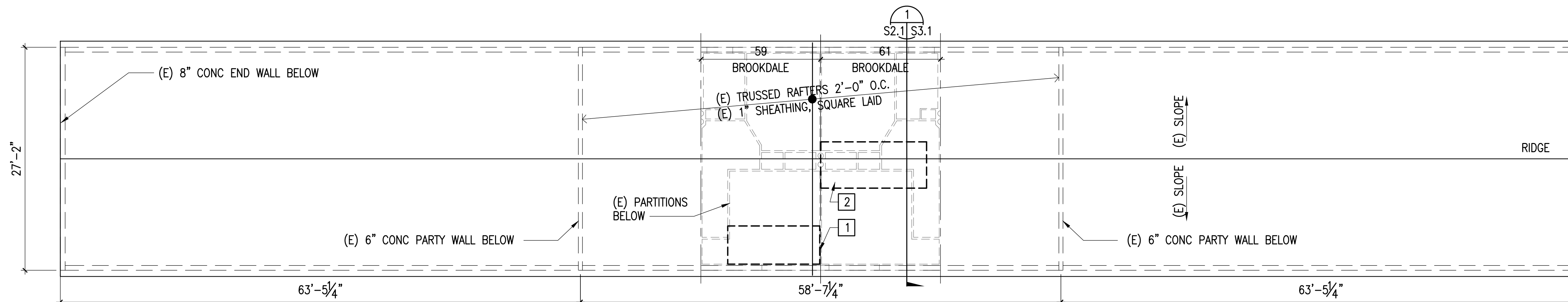
G2.1
 PACKAGE A
 2 of 7

FILE NAME: C:\Users\janc\appdata\local\temp\4e\publish_1756A-A-1663-G201.dwg LAYOUT NAME: A-G21 PLOTTED: Friday, November 02, 2018 - 1:03pm USER: jnc2

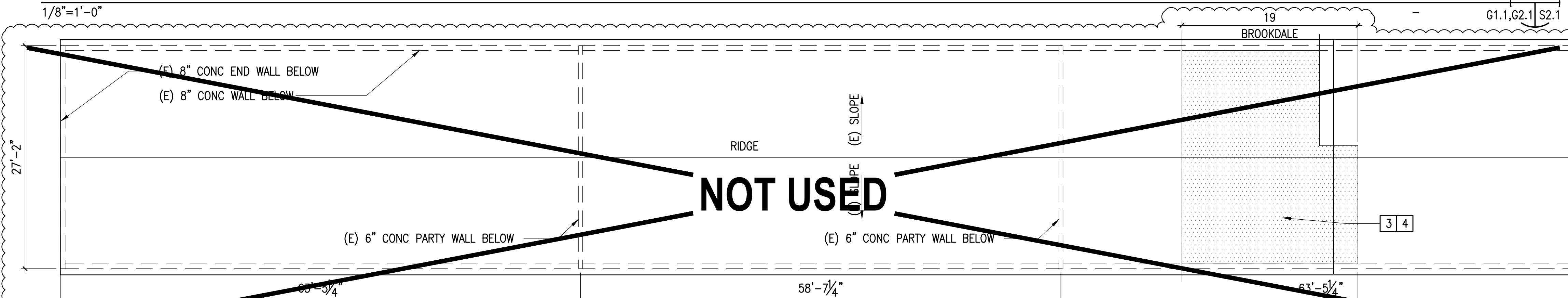


SUNNYDALE OVERALL SITE PLAN

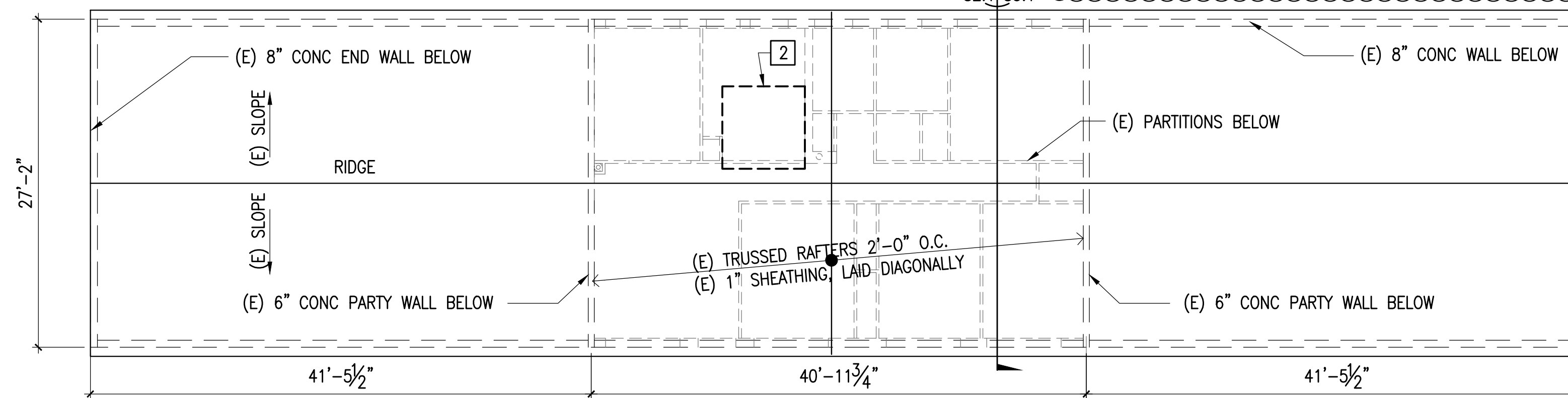




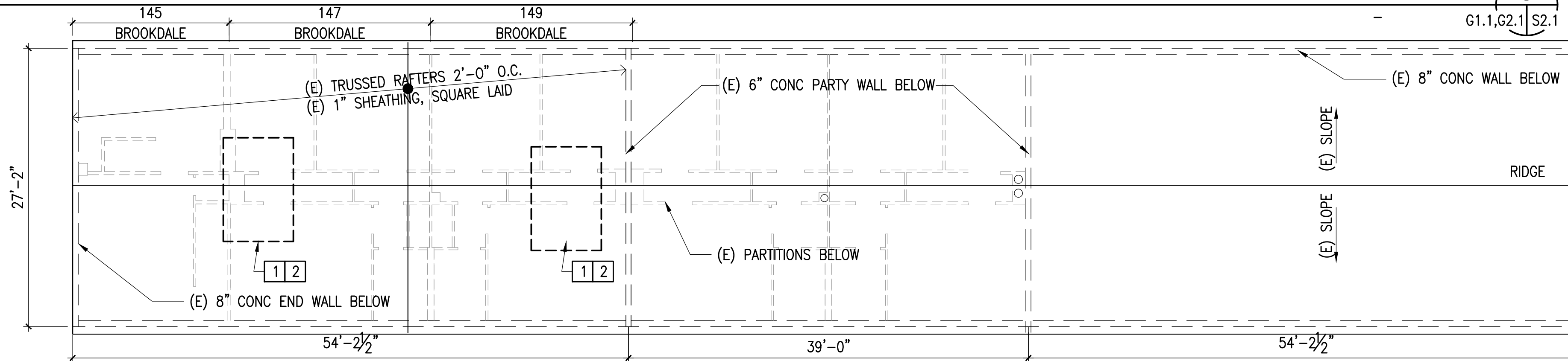
STRUCTURAL ROOF PLAN FOR 59 AND 61 BROOKDALE AVENUE



STRUCTURAL ROOF PLAN FOR 19 BROOKDALE AVENUE



STRUCTURAL ROOF PLAN FOR 252 BLYTHDALE AVENUE



STRUCTURAL ROOF PLAN FOR 145, 147, 149 BROOKDALE AVENUE


KEYED NOTES

- 1 REPAIR DAMAGED ROOF TRUSSES SEE 1/S1.1 FOR DETAIL
- 2 SEE DETAIL 2/S1.1 FOR PATCHING OF DAMAGED/REMOVED EXISTING SHEATHING
- 3 INSPECT FRAMING BEHIND THE PLASTER/GYP BOARD CEILING; FOLLOW DETAIL 3/S1.1 IF DAMAGED.
- 4 NO KNOWN ROOF DAMAGE THIS UNIT

Executive Architect:
TECTONICS
 Architects
 Planners
 Engineers

833 Market St. Ste 502
 San Francisco, CA 94103
 Tel: 415.543.2133

Project Title & Owner:
 ROOF LEAKS &
 STRUCTURAL REPAIRS AT
 CAL 1-3
 SUNNYDALE DEVELOPMENT
 SAN FRANCISCO, CA



Project #	1663
Designed	MJR
Drawn	JAB
Checked	ACC
Scale	AS NOTED

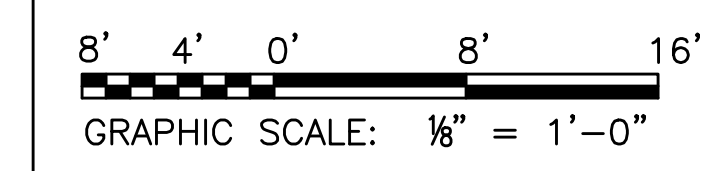
Issue Information

11/02/2018	Bulletin 1	1
06/22/2018	Permit Set	

Sheet Title:
 ROOF FRAMING PLANS

Sheet Number:

S2.1
 PACKAGE A
 7 of 7



FILE NAME: C:\Users\junc\AppData\Local\Temp\AcPublish_1756A-A-1663201.dwg LAYOUT NAME: A-s21 PLOTTED: Friday, November 02, 2018 - 1:03pm USER: jmc2